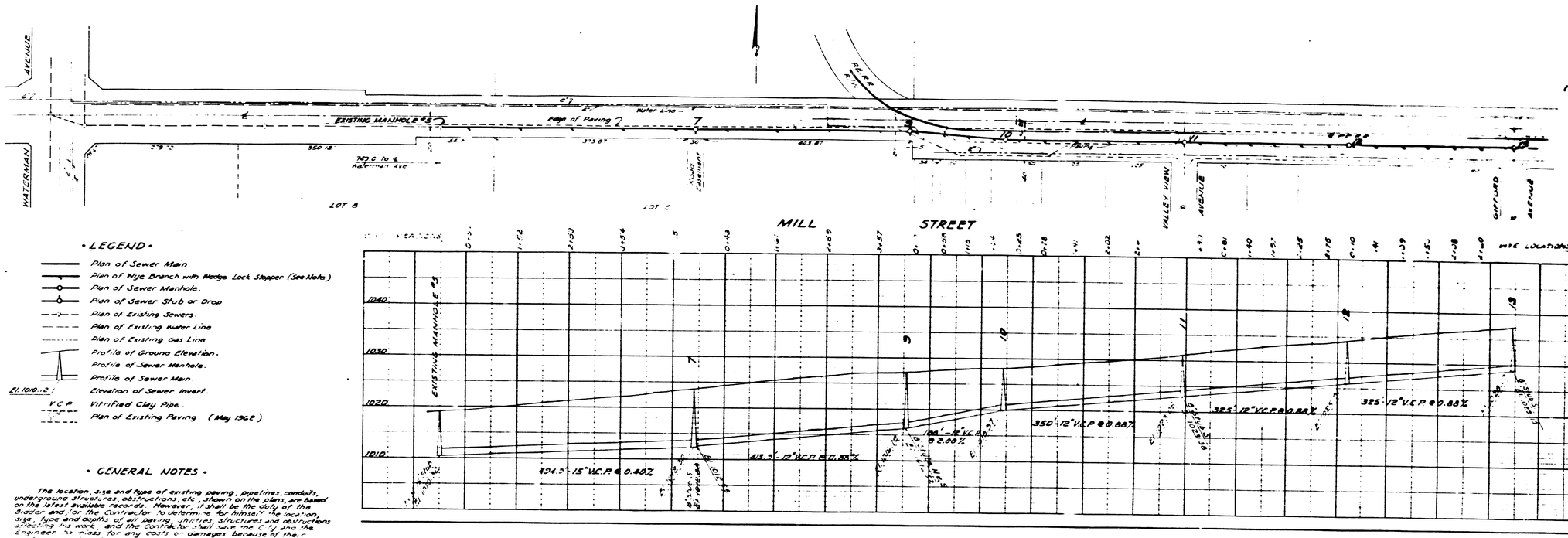

• LEGEND •

- Plan of Sewer Main
- Plan of Wye Branch with Wedge Lock Stopper (See Note)
- Plan of Sewer Manhole.
- Plan of Sewer Stub or Drop
- Plan of Existing Sewers.
- Plan of Existing Water Line
- Plan of Existing Gas Line
- Profile of Ground Elevation.
- Profile of Sewer Manhole.
- Profile of Sewer Main.
- El. 1010.12 — Elevation of Sewer Invert.
- V.C.P. — Vitrified Clay Pipe.
- Plan of Existing Paving (May 1962)

• GENERAL NOTES •

The location, size and type of existing paving, pipelines, conduits, underground structures, obstructions, etc., shown on the plans, are based on the latest available records. However, it shall be the duty of the Bidder and/or the Contractor to determine for himself the location, size, type and depths of all paving, utilities, structures and obstructions affecting his work, and the Contractor shall save the City and the Engineer harmless for any costs or damages because of their existence or occupancy.

See Dwg No. S-101 of specifications for Detail of Standard Brick Manhole. Manhole Ladders and Retaining Rings shown on C.E. Co. Dwg No. S-102, shall not be furnished for this work.

Install 6" Wye Branches except from Manhole #3 to Manhole #17 install 4" Wye Branches.

All Manhole Covers to be "Silent Knight" as manufactured by Alhambra Foundry Co. Minimum weight 320 lbs.

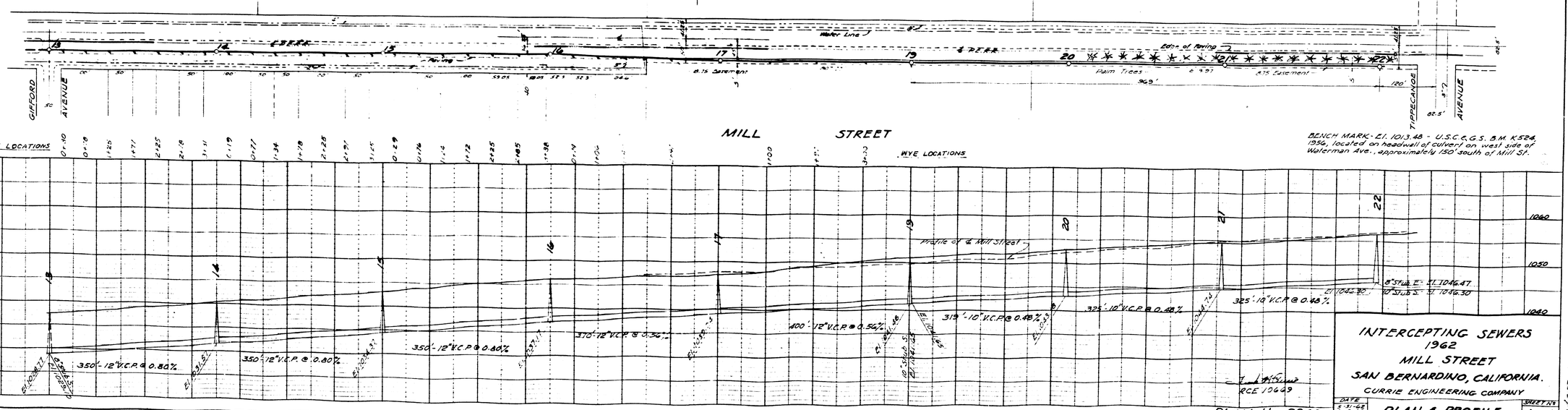

BENCH MARK- El. 1013.48 - U.S.C.&G.S. B.M. K 524, 1956, located on headwall of culvert on west side of Waterman Ave., approximately 150' south of Mill St.

RCE 10669

PLAN No. 2968

INTERCEPTING SEWERS 1962
MILL STREET
SAN BERNARDINO, CALIFORNIA.

CURRIE ENGINEERING COMPANY

DATE		SHEET No.
5-31-65	PLAN & PROFILE	1 of 1
5-7-62		

AS BUILT

PLATE 2 PLAN-PROFILE O.P.R.&R.E. STANDARD
REUFFEL & ESSER CO. NEW YORK

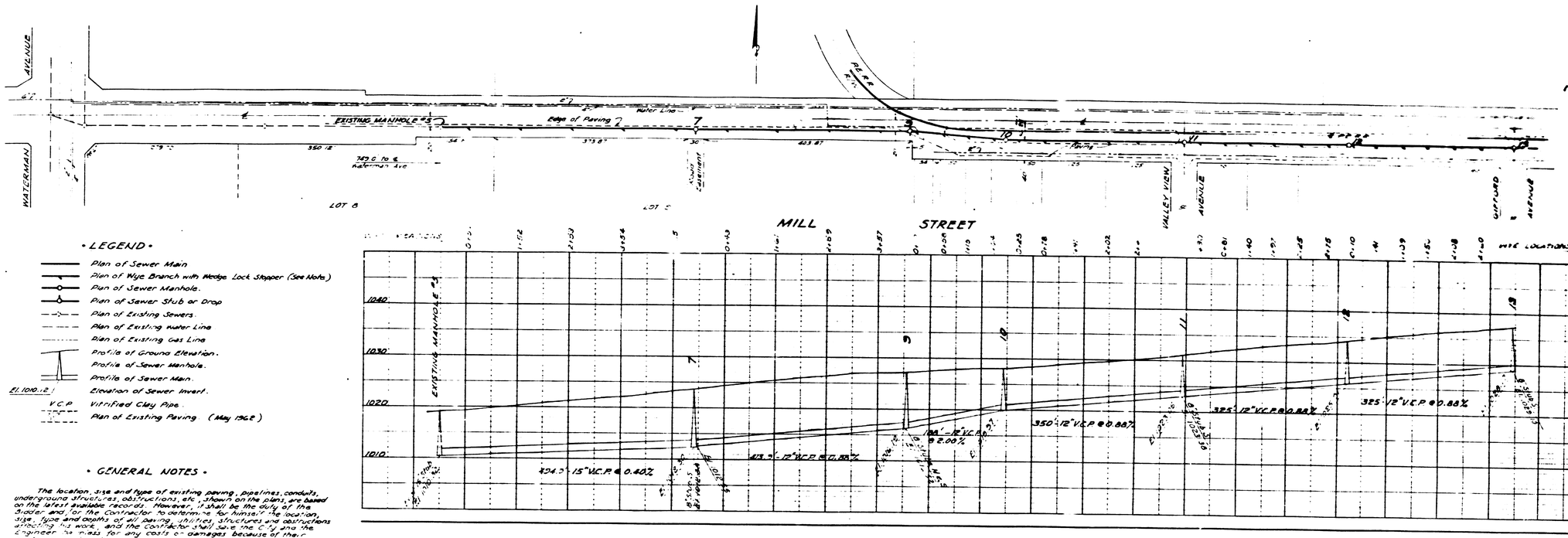

• LEGEND •

- Plan of Sewer Main
- Plan of Wye Branch with Wedge Lock Stopper (See Note)
- Plan of Sewer Manhole.
- Plan of Sewer Stub or Drop
- Plan of Existing Sewers.
- Plan of Existing Water Line
- Plan of Existing Gas Line
- Profile of Ground Elevation.
- Profile of Sewer Manhole.
- Profile of Sewer Main.
- El. 1010.12 — Elevation of Sewer Invert.
- V.C.P. — Vitrified Clay Pipe.
- Plan of Existing Paving (May 1962)

• GENERAL NOTES •

The location, size and type of existing paving, pipelines, conduits, underground structures, obstructions, etc., shown on the plans, are based on the latest available records. However, it shall be the duty of the Bidder and/or the Contractor to determine for himself the location, size, type and depths of all paving, utilities, structures and obstructions affecting his work, and the Contractor shall save the City and the Engineer harmless for any costs or damages because of their existence or occupancy.

See Dwg No. S-101 of specifications for Detail of Standard Brick Manhole. Manhole Ladders and Retaining Rings shown on C.E. Co. Dwg No. S-102, shall not be furnished for this work.

Install 6" Wye Branches except from Manhole #3 to Manhole #17 install 4" Wye Branches.

All Manhole Covers to be "Silent Knight" as manufactured by Alhambra Foundry Co. Minimum weight 320 lbs.

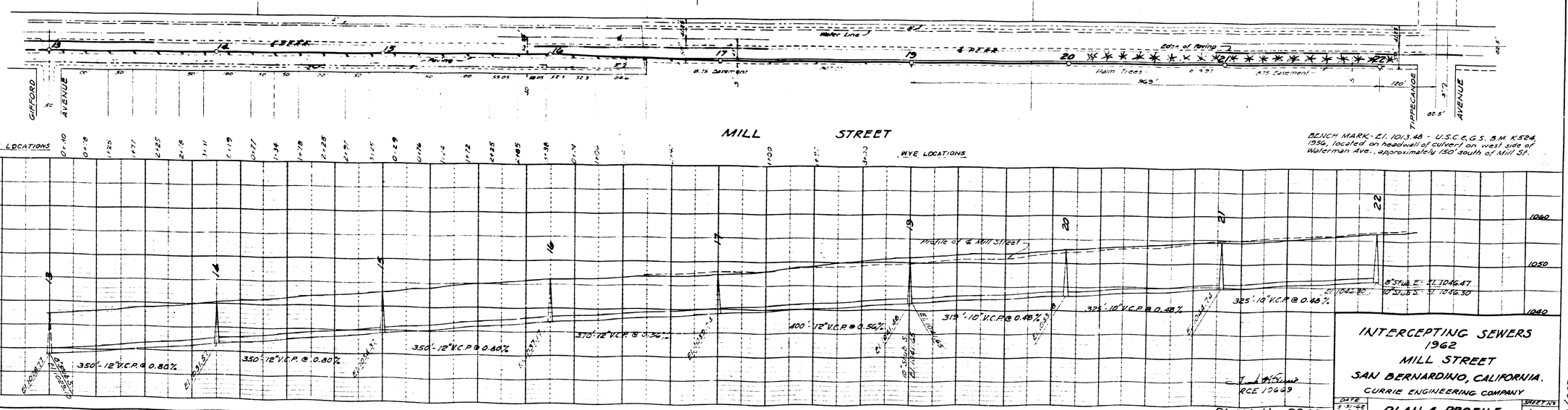

BENCH MARK- El. 1013.48 - U.S.C.&G.S. B.M. K 524, 1956, located on headwall of culvert on west side of Waterman Ave., approximately 150' south of Mill St.

RCE 10669

PLAN No. 2968

INTERCEPTING SEWERS 1962
MILL STREET
SAN BERNARDINO, CALIFORNIA.

CURRIE ENGINEERING COMPANY

DATE		SHEET No.
5-31-65	PLAN & PROFILE	1 of 1
5-7-62		

AS BUILT

PLATE 2 PLAN-PROFILE O.P.R.&R.E. STANDARD
REUFFEL & ESSER CO. NEW YORK

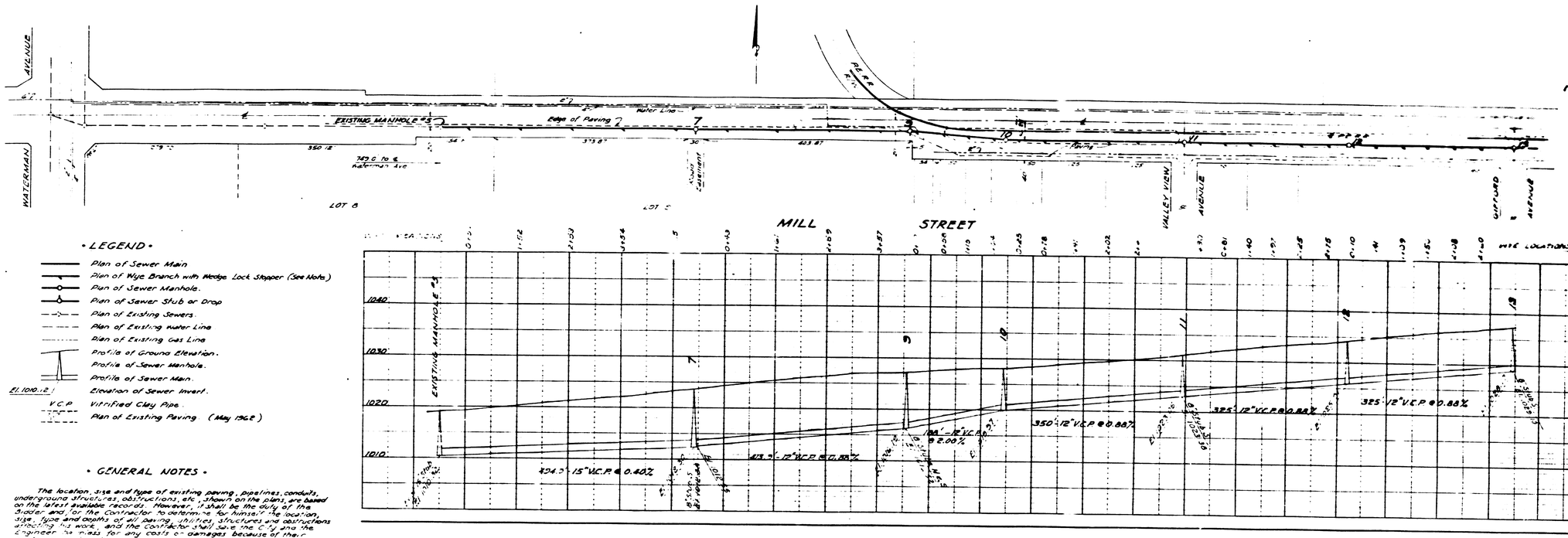

• LEGEND •

- Plan of Sewer Main
- Plan of Wye Branch with Wedge Lock Stopper (See Note)
- Plan of Sewer Manhole.
- Plan of Sewer Stub or Drop
- Plan of Existing Sewers.
- Plan of Existing Water Line
- Plan of Existing Gas Line
- Profile of Ground Elevation.
- Profile of Sewer Manhole.
- Profile of Sewer Main.
- El. 1010.12 — Elevation of Sewer Invert.
- V.C.P. — Vitrified Clay Pipe.
- Plan of Existing Paving (May 1962)

• GENERAL NOTES •

The location, size and type of existing paving, pipelines, conduits, underground structures, obstructions, etc., shown on the plans, are based on the latest available records. However, it shall be the duty of the Bidder and/or the Contractor to determine for himself the location, size, type and depths of all paving, utilities, structures and obstructions affecting his work, and the Contractor shall save the City and the Engineer harmless for any costs or damages because of their existence or occupancy.

See Dwg No. S-101 of specifications for Detail of Standard Brick Manhole. Manhole Ladders and Retaining Rings shown on C.E. Co. Dwg No. S-102, shall not be furnished for this work.

Install 6" Wye Branches except from Manhole #3 to Manhole #17 install 4" Wye Branches.

All Manhole Covers to be "Silent Knight" as manufactured by Alhambra Foundry Co. Minimum weight 320 lbs.

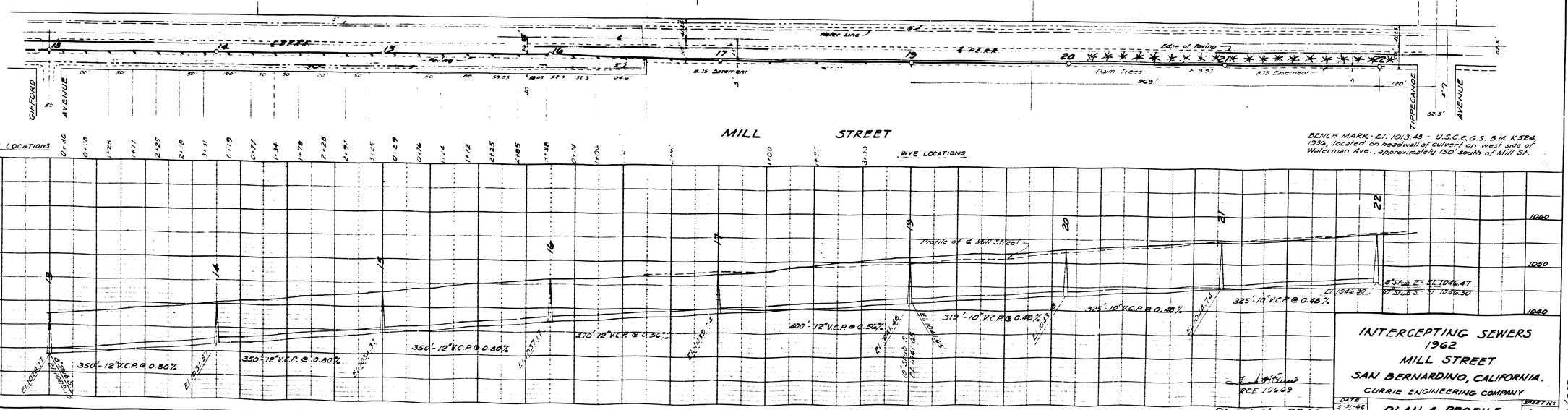

BENCH MARK- El. 1013.48 - U.S.C.&G.S. B.M. K 524, 1956, located on headwall of culvert on west side of Waterman Ave., approximately 150' south of Mill St.

RCE 10669

PLAN No. 2968

INTERCEPTING SEWERS 1962
MILL STREET
SAN BERNARDINO, CALIFORNIA.

CURRIE ENGINEERING COMPANY

DATE		SHEET No.
5-31-65	PLAN & PROFILE	1 of 1
5-7-62		

AS BUILT

PLATE 2 PLAN-PROFILE O.P.R.&R.E. STANDARD
REUFFEL & ESSER CO. NEW YORK